

Science News

[Share](#) [Blog](#) [Cite](#)
[Print](#) [Email](#) [Bookmark](#)

Compound Stabilizes Main Natural Suppressor Of Tumors

ScienceDaily (Oct. 14, 2008) — An interdisciplinary team of researchers, headed by Ernest Giralt at the Institute for Research in Biomedicine (IRB Barcelona) and Javier de Mendoza at the "Institut Català d'Investigació Químic" (ICIQ, Tarragona), have discovered a substance with the capacity to maintain protein p53 stable and active even when it presents certain mutations that promote the appearance of cancer.

See also:

Health & Medicine

- [Cancer](#)
- [Lung Cancer](#)
- [Brain Tumor](#)
- [Human Biology](#)
- [Genes](#)
- [Pharmacology](#)

Reference

- [Tumor suppressor gene](#)
- [BRCA1](#)
- [BRCA2](#)
- [Breast cancer](#)

death of cells with damaged DNA. In its active form, p53 protein is a tetramer, that is to say it is formed by four identical copies of proteins bound together, which has four domains with differentiated functions: activation of transcription, DNA binding, tetramerization and regulation. The tetramerization domain is responsible for stabilizing the tetrameric structure.

More than 50% of cancer patients have mutations in the p53 gene. Although most of these are located in the DNA binding domain, several mutations are found in the tetramerization domain, thereby causing destabilization of the entire protein with the consequent loss of activity. Two well documented examples of this kind of congenital predisposition are pediatric adrenocortical carcinoma and Li-Fraumeni syndrome. Therefore, the design of compounds with the capacity to stabilize the tetramerization domain of p53 represents a new and attractive strategy for the development of anti-tumour drugs.

The article describes the design, synthesis and study of a compound with the capacity to interact with the p53 tetramerization domain. Javier de Mendoza, group leader at ICIQ and senior professor at the "Universidad Autónoma de Madrid", explains, "it is a conical shaped molecule with four positive charges prepared to recognize and stabilize four negative charges of the protein".

To obtain results in the design and study of new molecules, it is necessary to have an in-depth knowledge of the language that proteins use to communicate with each other, to recognise each other and to bind to exert their function. From this perspective, more associated with basic science, Giralt emphasizes that "the study demonstrates the high level of maturity" that has been reached in the field of molecular recognition.

Drugs that act as tethers

The first author of the article, Susana Gordo, researcher with Giralt's team, explains that "this work also opens up a new avenue for the design of drugs based on the use of small molecules that act as moulds or tethers to preserve the active form of proteins". Among these possible applications of synthetic binding compounds, the researchers point out the stabilization of native forms of proteins or the recovery and

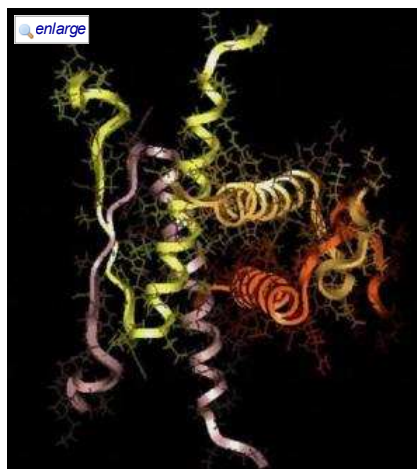


Image shows the structure of p53 tetramerization domain, where the complex fits to stabilize the protein. (Credit: IRB Barcelona)

Ads by Google

[Advertise here](#)

Kras testing procedure

Find out about the biomarker KRAS and the KRAS testing procedure.
www.kras-info.com

SnP Technology

Genome Wide Marker Coverage Including Broad HapMap Coverage
www.AppliedBiosystems.com

Discover Allosteric Drugs

Conformational Change Detection Multiple Screening Services
www.biodesy.com

Catalyst Characterization

Auto Micro-reactor with QMS for reactions with gases and vapors
www.HideAnalytical.com

Health About Your Heart?

Your stem cells fix heart muscle- Health aspects plaguing your heart!
www.vescell.com/adult-stem-cells

Related Stories

Cancer "Brake" Keeps Growth In Check (Mar. 14, 2000) — Researchers have identified a protein that activates the well-known tumor suppressor gene p53 to prevent the division of cells that have damaged DNA. When the enzyme Chk2 is missing or defective, the ... > [read more](#)

Enzyme's Cancer-promoting Activities Linked To Inactivation Of 'Genome Guardian' (Oct. 16, 2007) — The enzyme WIP1 becomes cancer-causing when there is too much of it, preventing the p53 gene from protecting the genome against dangerous DNA mutations, according to new research. The gene p53 ... > [read more](#)



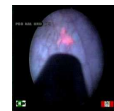
Study Of Hypoxia And New Gene Reveals Early-stage Action Of P53 Tumor Suppressor Gene (Jan. 17, 2005) —

Researchers have known for a decade that

Just In:

[Archaeological Dig Uncovers Roman Mystery](#)

Science Video News



Shedding Light on Bladder Cancer

Some bladder cancer tumors are so small, surgeons can't see them. Urologist Edward Messing is using a new liquid dye that reacts to light to help him. ... > [full story](#)

[Molecular Biologists Devise Strategy To Starve Brain Tumors](#)

[Cancer Biologists Develop More Accurate Blood Test for Prostate Cancer](#)

[Chromosomal Test By Molecular Biologists Determines Cancer Spread](#)

[more science videos](#)

INTRODUCING THE
New **pink**
BlackBerry Curve
smartphone

Join the "Pink Outside The Box" conversation at iVillage and you could **Win a NYC shopping spree with Laura Bennett.**

[Enter now!](#)

verizonwireless

BlackBerry

Breaking News

... from [NewsDaily.com](#)

[Ancient bones show tuberculosis older than thought](#)

[Workout for brain just a few clicks away](#)

[NY museum's climate change show dives in politics](#)

[NASA to attempt to reboot Hubble Space Telescope](#)

[AIDS vaccine focus shifts after disappointments](#)

[more science news](#)

In Other News ...

[Recession fears in focus, Asia joins bailout bonanza](#)

[Canada's Conservatives win with bolstered minority](#)

[U.S. budget deficit swells to record \\$455 billion](#)

[McCain and Obama meet in final White House debate](#)

[Fed officials see](#)



rescue of mutated proteins. "The anti-tumoural factor p53, because of its fundamental role in the appearance of cancer, provides a magnificent opportunity for this kind of study", concludes Giralt.

Through the combination of several techniques, including nuclear magnetic resonance, the researchers have been able to describe in detail the interaction of the new compound with the tetramerization domain. Furthermore, computer simulations and in vitro experiments have allowed the scientists to demonstrate the functionality of the complex.

The design and analysis of the compound has also involved the collaboration of the biologist Vera Martos, Javier de Mendoza's team, and the researcher Margarita Menéndez at the "Consejo Superior de Investigaciones Científicas". The computational chemistry part of the study was directed by Carles Bó at ICIQ, with the help of Eva Santos, from the same institute.

Journal reference:

1. Susana Gordo, Vera Martos, Eva Santos, Margarita Menéndez, Carles Bo, Ernest Giralt, and Javier de Mendoza. **Modulation Stability and structural recovery of the tetramerization domain of p53-R337H mutant induced by a designed templating ligand.** *PNAS*, 2008 (in press)

Adapted from materials provided by [Institute for Research in Biomedicine \(IRB Barcelona\)](#).

Need to cite this story in your essay, paper, or report? Use one of the following formats:

- APA Institute for Research in Biomedicine (IRB Barcelona) (2008, October 14). Compound Stabilizes Main Natural Suppressor Of Tumors. *ScienceDaily*. Retrieved October 15, 2008, from <http://www.sciencedaily.com/releases/2008/10/081014145902.htm>
- MLA

the p53 tumor suppressor gene is important for killing cells as they proliferate under low-oxygen conditions inside tumors. As tumors grow they outstrip their ... [> read more](#)

Tumor Cell-specific Therapy Shows Preclinical Promise (Feb. 17, 2004) — With the goal of developing specific therapeutic strategies, Steven Dowdy and colleagues show that restoring p53 protein function in mouse cancer models eliminates tumors and dramatically increases ... [> read more](#)

Study Reveals Molecular Key To Tumor Suppressor Activity (June 11, 2001) — New research published Friday June 8 in the journal *Science* explains for the first time how an important tumor suppressor gene, p53, is activated in response to DNA damage to keep cancer tumors in ... [> read more](#)

Number of stories in archives: 44,032

recession risk but no rate cut need

Omar strengthens into hurricane in Caribbean

Fed's Yellen says U.S. appears to be in recession


NYC may lose 165,000 jobs, double July's estimate

[more top news](#)

INTRODUCING THE New **pink** BlackBerry Curve smartphone

Join the "Pink Outside The Box" conversation at iVillage and you could **Win a NYC shopping spree with Laura Bennett.**

Enter now! **iVillage**



verizonwireless
BlackBerry

Copyright Reuters 2008. See [Restrictions](#).

Free Subscriptions ... from ScienceDaily

Get the latest science news with our free email newsletters, updated daily and weekly. Or view hourly updated newsfeeds in your RSS reader:

[Email Newsletters](#)

[RSS Newsfeeds](#)

Feedback ... we want to hear from you!

Tell us what you think of the new ScienceDaily -- we welcome both positive and negative comments. Have any problems using the site? Questions?

Your Name:

Your Email:

Comments:

Click button to submit feedback:

Ads by Google

[Advertise here](#)

DNA Art from a UK Ltd Co

Highest quality of product+service. Why use a lab in the U.S or Canada?
www.dna-art.co.uk

Mutations Detection

Increase your Detection throughput BRCA1 & BRCA2 ready
www.fluigent.com

FDA Toxicity Databases

Genetox Chronic Repro-Developmental Data Compiled From U.S. FDA Files
www.leadscope.com